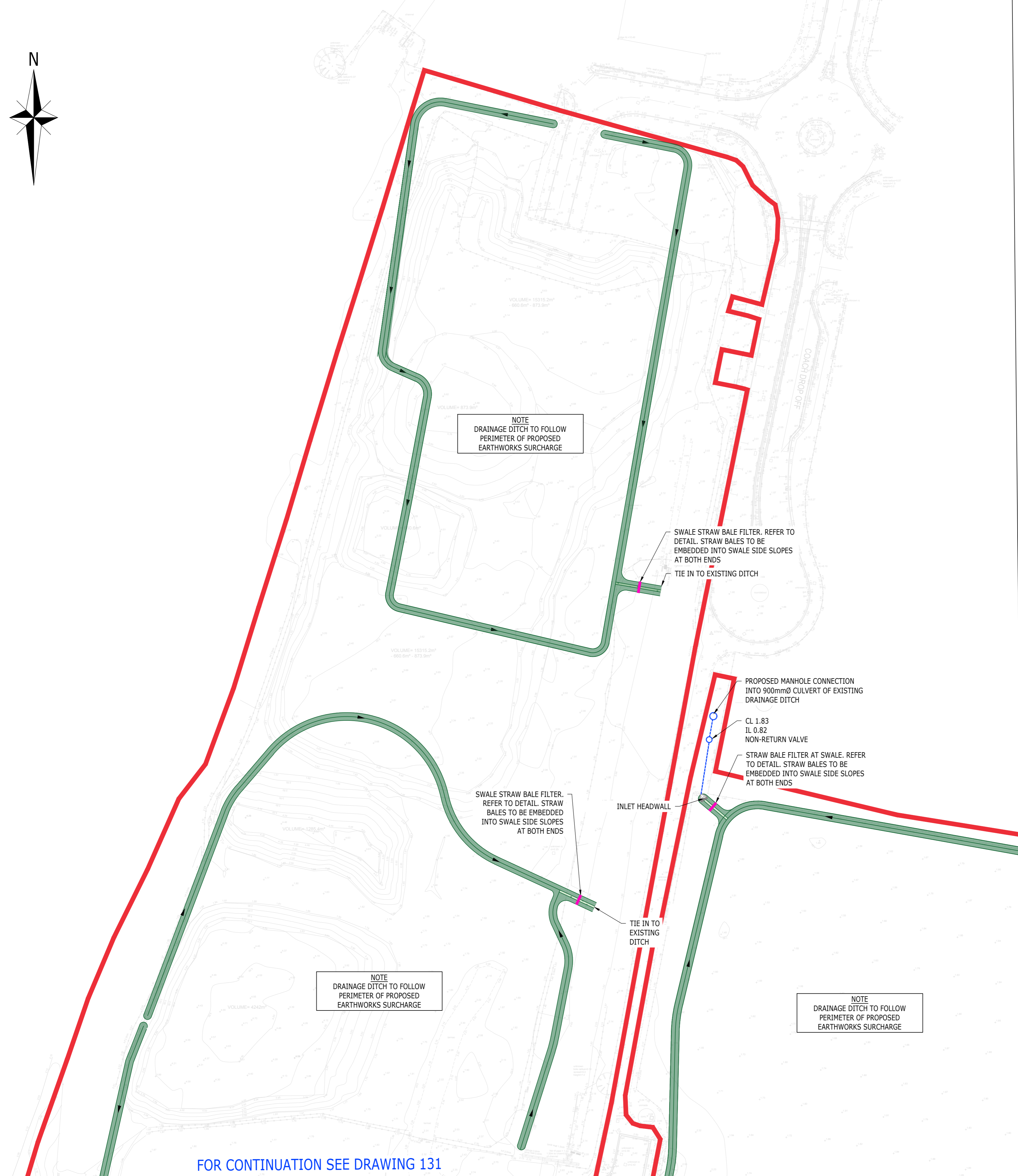



GENERAL ARRANGEMENT (SHEET 3 OF 3)  
(SCALE 1:500)



CDM NOTES:

1. THE ATTENTION OF THE CLIENT AND THE PRINCIPAL CONTRACTOR IS DRAWN TO THE FOLLOWING POTENTIAL RISKS IN CONJUNCTION WITH THE PROPOSED ON-SITE AND OFF-SITE WORKS AS DESIGNED FOR THIS PROJECT.
2. WORKS IN THE VICINITY OF LIVE SERVICES WILL BE NECESSARY AND THE ADVICE OF ALL STATUTORY SERVICE COMPANIES MUST BE SOUGHT BEFORE ANY WORKS COMMENCE.
3. WORKS WITHIN AND ABUTTING THE EXISTING HIGHWAY WILL ENTAIL TRAFFIC HAZARDS AND ALL APPROPRIATE SAFETY MEASURES INCLUDING BARRIERS, SIGNS AND LIGHTING MUST BE UNDERTAKEN TO THE APPROVAL OF THE LOCAL AUTHORITY, THE HIGHWAY AUTHORITY AND THE POLICE.
4. HAZARDOUS MATERIALS INCLUDING CEMENT AND BITUMINOUS MATERIALS ARE SPECIFIED AND THE MANUFACTURER'S ADVICE ON SAFE HANDLING PROCEDURES MUST BE OBTAINED AND MADE CLEAR TO ALL OPERATIVES.
5. THE CONTRACTOR WILL BE RESPONSIBLE FOR LOCATING ALL EXISTING SERVICES WITHIN THE VICINITY OF THE WORKS AND ENSURE THESE ARE PROTECTED THROUGHOUT THE DURATION OF THE WORKS. ALL UTILITY PLANT SHOULD BE CLEARLY MARKED ON THE GROUND PRIOR TO COMMENCEMENT OF THE WORKS.
6. THE CONTRACTOR MUST ENSURE ALL WORKING AREAS ARE FULLY SECURE.

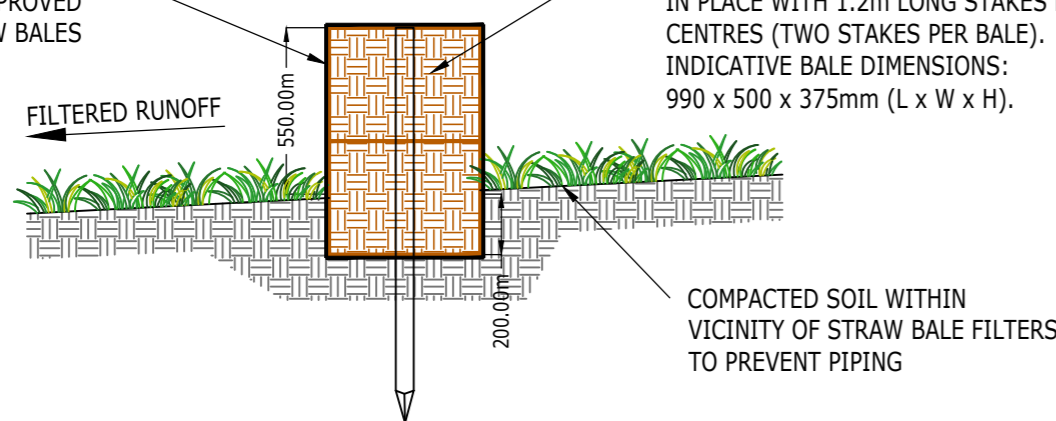
KEY

- TITLE PLAN BOUNDARY
- PROPOSED SURFACE WATER SEWER & MANHOLE (MH) / INSPECTION CHAMBER (IC)
- ▽ INLET HEADWALL
- STRAW BALE FILTER DAM
- "V" DITCH
- GRASSED SWALE
- ▶ PROPOSED DIRECTION OF FLOW

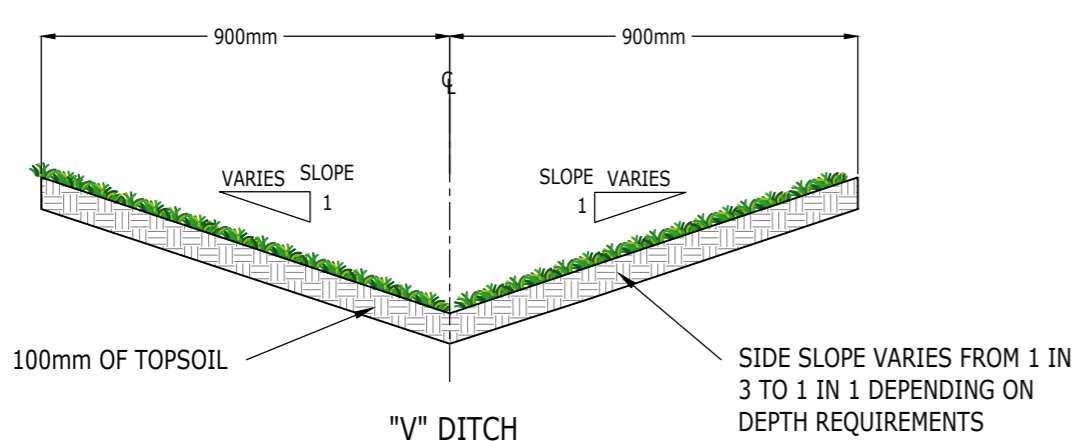
NOTE  
ALL DITCHES AND SWALES TO BE LAID AT A MINIMUM GRADE OF 1 IN 200

FILTRATION GEOTEXTILE AS TERRAM 'INBITEK' OR SIMILAR APPROVED TO WRAP STRAW BALES

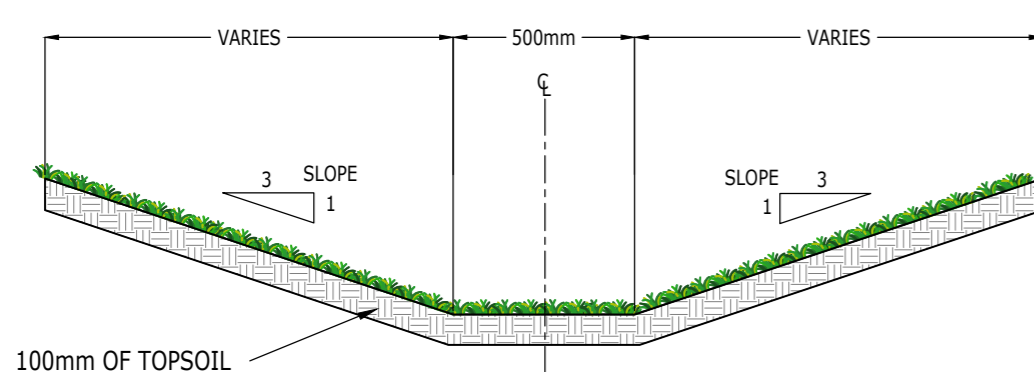
STACKED AND ENTRENCHED STRAW BALES, HELD TOGETHER USING TIGHTLY WOUND TWINE AND STAKED IN PLACE WITH 1.2m LONG STAKES DRIVEN AT 500mm CENTRES (TWO STAKES PER BALE). INDICATIVE BALE DIMENSIONS: 990 x 500 x 375mm (L x W x H).



CROSS-SECTION THROUGH SWALE STRAW FILTER BALES  
(SCALE 1:50@A1)



"V" DITCH  
(SCALE 1:50@A1)



GRASSED SWALE  
(SCALE 1:50@A1)

PRELIMINARY  
FOR INFORMATION ONLY

P2	REVISED TO SUIT NEW SITE BOUNDARY	MSL	MSL	JEC	08.08.22
P1	REVISED TO SUIT NEW SITE BOUNDARY	MSL	MSL	JEC	29.07.22
Rev	Description	Drn	Chk	App	Date

**ARDENT** CONSULTING ENGINEERS

Third Floor  
The Hallmark Building  
52-56 Leadenhall Street  
London  
EC3M 5JE

Tel: 020 7680 4088  
Web: www.ardent-ce.co.uk  
E-mail: enquiries@ardent-ce.co.uk

worksafe  
consultant

SSIP

BSI  
MEMBER

Client  
**BELLWAY HOMES LTD (ESSEX)**

Project Title  
**SHOEBURY GARRISON**

Drawing Title  
**EARTHWORKS SURCHARGE DRAINAGE STRATEGY (SHEET 3 OF 3)**

A1 Scale	Date	Designed by
AS SHOWN	08.06.22	MSL
Drawn by	Checked by	Approved by
MSL	MSL	JEC

Drawing Number **2105160-132** Rev **P2**